




# JF3

## ANALOG TRANSMITTER

### *applications*

- ▶ Strain Gage Measurements
  - Load Cells
  - Force Transducers
  - Torque Transducers
  - Pressure Transducers
- ▶ Transducer Interface To PLC/DCS
- ▶ Process Control
- ▶ Weighing Systems
- ▶ Level Monitoring and Control
- ▶ Intrinsically Safe Applications
- ▶ Cost Effective OEM/VAR Solutions



### *features*

- High Performance Precision Amplifier
- Selectable Input Ranges Of 0-10 mV, 0-20 mV or 0-30 mV
- Pre-Set Output Formats Of 4-20 mA Or 0-10 VDC
- Field Fine Tune Adjustment Of Span And Zero Offset Parameters
- 10 VDC Bridge Excitation
- Powers Up To Four 350 Ohm Bridge Transducers (Single Load Cell or Summing/J Box)
- Drives Up To 500 Ohm Loop Resistance
- Adjustable Analog Filter For Optimum Signal Stability
- CE Conformity
- DIN Rail Mount
- Designed For Use In "Electrically Noisy" Industrial Environments
- Easy Setup And Calibration
- NEMA 4/4X And Explosion-Proof Housings Are Available
- Power LED
- Optional Din Rail Mount Power Supply (Model KF3)
- One Year Warranty

SENTRAN, LLC  
California Commerce Center  
4355 Lowell Street  
Ontario, CA 91761-2225

Toll Free: 1(888) 545-8988  
Phone: 1(909) 605-1544  
Fax: 1(909) 605-6305  
Email: [mail@sentranllc.com](mailto:mail@sentranllc.com)  
URL: [www.sentranllc.com](http://www.sentranllc.com)



KF3 POWER SUPPLY

*Innovative Measurement Solutions*





operator interface

Status Annunciators:	1; Red LED for power
Calibration Method:	Two-Point; Zero and Span; Fine tuning potentiometers
Range Selection:	Dip switches; 10 mV, 20 mV or 30 mV
Wiring Connections:	9-Position screw terminal strip for Power, Load cell I/O and Analog output

inputs/outputs

Input Compatibility:	Strain gage; Up to (4) four 350 ohm full bridge transducers; Up to (8) eight 700 ohm full bridge transducers; Peripheral summing interface required for more than (1) transducer input (Refer to SENTRAN N Series Summing/Junction Boxes.)
Output Formats (Jumper Selectable):	Voltage: 0-10; 2KOhm minimum load Current: 4-20 mA; 500 Ohm maximum load

functional parameters

Linearity:	Better Than Or Equal To 0.2% Full Scale (FS)
Measurement Response Rate:	70ms typical
Span Range @ Full Scale:	Three ranges: 10 mV, 20 mV or 30 mV; Dip switch selectable
Span Adjustment:	±5% via 20-turn potentiometer
Zero Offset:	10%; +3% to -7% via 20-turn potentiometer
Bridge Excitation Voltage:	10 VDC
Excitation Current Rating:	200 mA; (4) 350 ohm bridge transducers
Remote Sensing:	Six wire compatible
Low Pass Filter:	Time Constant Adjustable via trimming potentiometer; 5-100 ms
Common Mode Rejection:	100dB (minimum)
Power (Standard):	24 VDC ± 15%
Power (Optional):	Model KF3 DIN rail mount supply; 115/230 VAC ±10% (50/60Hz) to 24 VDC
Power Consumption:	5 Watts

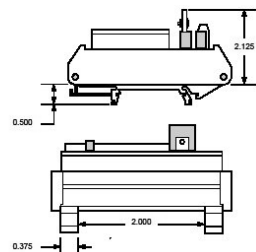
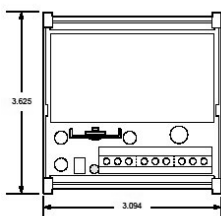
environmental

Compensated Temperature Range:	-10° To +40 °C / 14° F To 104°F
Operating Temperature Range:	-10° To +50 °C / 14° F To 122°F
Storage Temperature Range:	-20° To +55° C / -4° F To 131° F
Temperature Stability:	Better Than 20ppm/°C
Humidity Range:	0 To 85% RH; Non-condensing
CE Conformity:	EN50081-1 E EN 50082-2 EMC; EN61010-1 LVD
Construction:	Thermal-form ABS plastic chassis; Metal-jacketed signal processing section
Dimensions:	3.0" (76mm) high X 3.5" (90mm) wide X 2.5" (65mm) deep
Weight:	4.25 ounces (0.11kg)
Warranty:	One year; Limited

options

Power Supply Module:	Model KF3; 115/230 VAC ±10% (50/60Hz) to 24 VDC; DIN rail mountable
Four Channel Transmitter:	Model KJ3-B; Supports (4) four discrete load cell inputs
Enclosures:	NEMA 4/4X; Reinforced Fiberglass, Powder-coated steel and stainless steel; Explosion-proof

connections



TB1								
1	2	3	4	5	6	7	8	9
+ 24 VDC	- 24 VDC	+ EXC	- EXC	- SIG	+ SIG	+ 4-20 MA	- OUT	+ 0-10 VDC